



CESAB S300 1.2 - 2.0 tonne

Powered Stacker Trucks



Truck Specifications



CESAB S312 - S314 - S316 - S320 Truck Specifications

CHARACTERISTICS						
1.1	Manufacturer		CESAB	CESAB	CESAB	CESAB
1.2	Model		S312	S314	S316	S320
1.3	Drive		Electric	Electric	Electric	Electric
1.4	Operator type		Stand on/pedestrian	Stand on/pedestrian	Stand on/pedestrian	Stand on/pedestrian
1.5	Load capacity/rated load	Q [kg]	1200	1400	1600	2000
1.6	Load centre	c [mm]	600	600	600	600
1.8	Load distance, centre of support arm wheel to face of forks	x [mm]	683	649	649	638
1.9	Wheelbase	y [mm]	1355	1355	1355	1355
WEIGHT						
2.1	Service weight including battery	[kg]	1349	1489	1489	1691
2.2	Axle load, with load, drive/castor/support arm wheel	[kg]	480/510/1559	820/214/1855	870/172/2047	600/559/2532
2.3	Axle load, without load, drive/castor/support arm wheel	[kg]	340/577/432	510/474/505	510/474/505	350/752/589
WHEELS						
3.1	Drive/castor/support arm wheel			Friction/Vulkollan®/Vulkollan®		
3.2	Wheel size, front	[mm]	Ø 230	Ø 230	Ø 230	Ø 230
3.3	Wheel size, rear	[mm]	Ø 85	Ø 85	Ø 85	Ø 85
3.4	Additional wheels (dimensions)	[mm]	Ø 125	Ø 125	Ø 125	Ø 125
3.5	Wheels, number front/rear (x=driven wheels)		1x2/2 or 4	1x2/2 or 4	1x2/2 or 4	1x2/2 or 4
3.6	Track width front	b ₁₀ [mm]	585	585	585	585
3.7	Track width, rear	b ₁₁ [mm]	390	390	390	390
DIMENSIONS						
4.2	Height, mast lowered	h ₁ [mm]	1995	1946	1946	1946
4.3	Free lift	h ₂ [mm]	1556	1478	1478	1378
4.4	Lift	h ₃ [mm]	4060	4060	4060	3960
	Lift height	h ₂₃ [mm]	4150	4150	4150	4050
4.5	Height, mast extended	h ₄ [mm]	4657	4668	4668	4668
4.8	Stand height	h ₇ [mm]	190	190	190	190
4.9	Height of tiller in drive position, min./max. highest setting	h ₁₄ [mm]	1201/1413	1201/1413	1201/1413	1201/1413
	Height of tiller in drive position, min./max. lowest setting	h ₁₄ [mm]	1101/1313	1101/1313	1101/1313	1101/1313
4.15	Height, fork lowered	h ₁₃ [mm]	90	90	90	90
4.19	Overall length - platform up	l ₁ [mm]	2037	2101	2101	2113
	Overall length - platform down	l ₁ [mm]	2489	2563	2563	2574
4.20	Length to face of forks - platform up	l ₂ [mm]	887	951	951	963
	Length to face of forks - platform down	l ₂ [mm]	1339	1413	1413	1424
4.21	Overall width	b ₁ /b ₂ [mm]	790/—	790/—	790/—	850/—
4.22	Fork dimensions	s/e/l [mm]	70/180/1150	70/180/1150	70/180/1150	70/185/1150
4.25	Width over forks	b ₅ [mm]	570	570	570	575
4.32	Ground clearance, centre of wheelbase	m ₂ [mm]	27,5	27,5	27,5	27,5
4.33	Aisle width for pallets 1000x1200 crossways platform up	A _{st} [mm]	2541	2563	2563	2570
	Aisle width for pallets 1000x1200 crossways platform down	A _{st} [mm]	2990	3012	3012	3019
4.34	Aisle width for pallets 800x1200 lengthways platform up	A _{st} [mm]	2435	2462	2462	2471
	Aisle width for pallets 800x1200 lengthways platform down	A _{st} [mm]	2884	2911	2911	2920
4.35	Turning radius platform up	W _a [mm]	1581	1581	1581	1581
	Turning radius platform down	W _a [mm]	2030	2030	2030	2030
PERFORMANCE DATA						
5.1	Travel speed, with/without load 6km/h version	[km/h]	6,0/6,0	6,0/6,0	6,0/6,0	6,0/6,0
	Travel speed, with/without load 8km/h version	[km/h]	7,0/8,0	7,0/8,0	7,0/8,0	—
	Travel speed, with/without load 10km/h version	[km/h]	—	9,0/10,0	9,0/10,0	—
5.2	Lift speed, with/without load	[m/s]	0,20/0,36	0,17/0,33	0,15/0,31	0,13/0,24
5.3	Lowering speed, with/without load	[m/s]	0,45/0,45	0,45/0,45	0,45/0,45	0,38/0,45
5.8	Max. gradeability, with/without load ¹⁾	[%]	8/12	8/12	8/12	8/12
5.9	Acceleration time (over 10 m)	[s]	5.2	5.3	5.5	6.6
5.10	Service brake		Electromagnetic	Electromagnetic	Electromagnetic	Electromagnetic
ELECTRIC MOTOR						
6.1	Drive motor rating (S2 60 min) 6km/h version	[kW]	1,8	1,8	1,8	1,8
	Drive motor rating (S2 60 min) 8km/h version	[kW]	1,8	1,8	1,8	—
	Drive motor rating (S2 60 min) 10km/h version	[kW]	—	2,5	2,5	—
6.2	Lift motor rating at S3 15%	[kW]	3	3	3	3
6.4	Battery voltage/nominal capacity K _s	[V/Ah]	24/300	24/300	24/300	24/300
6.5	Battery weight	[kg]	195-310	195-310	195-300	195-310
6.6	Energy consumption acc to VDI cycle	[kWh/h]	1,04	1,06	1,07	1,06
OTHERS						
8.1	Type of drive control		CESAB Drive Control	CESAB Drive Control	CESAB Drive Control	CESAB Drive Control
8.4	Sound level at the driver's ear according to EN 12 053	[dB (A)]	66	66	66	67

¹⁾ Measured according to company standard

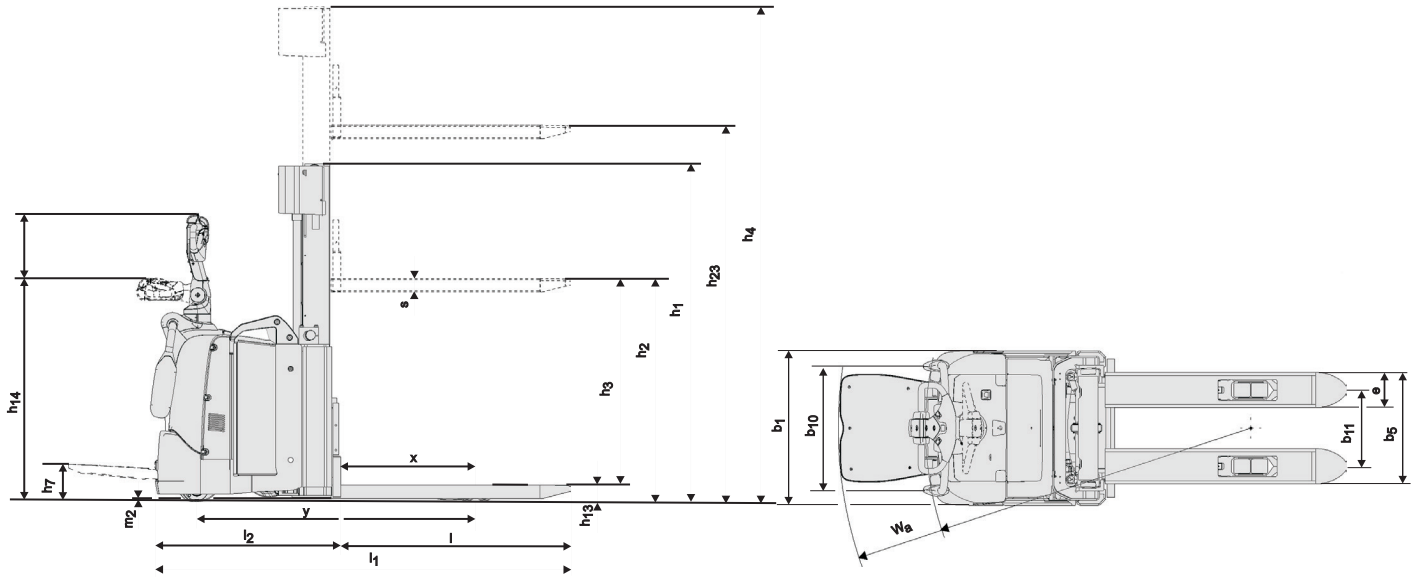
Note: Data is based on standard configurations.

Truck performance and dimensions are nominal and subject to tolerances.

Products and specifications are subject to change without notice.



CESAB S312 - S314 - S316 - S320 Dimensional Drawings



Battery compartments

	Battery change Battery compartment	S312				S314				S316				S320					
		Lift out		Sideways		Lift out		Sideways		Lift out		Sideways		Lift out		Sideways			
		S	L	S	L	S	L	S	L	S	L	S	L	S	L	S	L		
1.9	Wheelbase	y [mm]	1355	1452	1355	1452	1355	1452	1355	1452	1355	1452	1355	1452	1355	1452	1355	1452	
4.19	Overall length	platform up	l ₁ [mm]	2037	2136	2036	2136	2101	2198	2101	2198	2101	2198	2101	2198	2113	2210	2113	2210
		platform down	l ₁ [mm]	2489	2586	2489	2586	2563	2660	2563	2660	2563	2660	2563	2660	2574	2671	2574	2671
4.20	Length to face of forks	platform up	l ₂ [mm]	887	986	886	986	951	1048	951	1048	951	1048	951	1048	963	1060	963	1060
		platform down	l ₂ [mm]	1339	1436	1339	1436	1413	1510	1413	1510	1413	1510	1413	1510	1424	1521	1424	1521
4.33	Aisle width for pallets 1000x1200 crossways	platform up	A _{st} [mm]	2541	2637	2541	2637	2563	2659	2563	2659	2563	2659	2563	2659	2570	2666	2570	2666
		platform down	A _{st} [mm]	2990	3086	2990	3086	3012	3108	3012	3108	3012	3108	3012	3108	3019	3115	3019	3115
4.34	Aisle width for pallets 800x1200 lengthways	platform up	A _{st} [mm]	2435	2531	2435	2531	2462	2558	2462	2558	2462	2558	2462	2558	2471	2567	2471	2567
		platform down	A _{st} [mm]	2884	2980	2884	2980	2911	3007	2911	3007	2911	3007	2911	3007	2920	3016	2920	3016
4.35	Turning radius	platform up	W _b [mm]	1581	1677	1581	1677	1581	1677	1581	1677	1581	1677	1581	1677	1581	1677	1581	1677
		platform down	W _b [mm]	2030	2126	2030	2126	2030	2126	2030	2126	2030	2126	2030	2126	2030	2126	2030	2126
6.4	Battery voltage, nominal capacity K _s	[V/Ah]	24/300	24/500	24/300	24/500	24/300	24/500	24/300	24/500	24/300	24/500	24/300	24/500	24/300	24/500	24/300	24/500	
6.5	Battery weight, min.-max.	[kg]	195-310	345-405	195-300	345-405	195-310	345-405	195-310	345-405	195-310	345-405	195-310	345-405	195-310	345-405	195-310	345-405	

Mast Specifications

		Duplex Tele Open View					Duplex Freelift					Triplex Freelift									
		h ₂₃	h ₃	h ₁	h ₂	h ₄	h ₂₃	h ₃	h ₁	h ₂	h ₄	h ₂₃	h ₃	h ₁	h ₂	h ₄					
S312	h ₂₃ Lift height (h ₁₃ +h ₃)	[mm]	2350	2800	3300	3700	4150	2350	2500	2800	3300	3700	4150	3300	3700	3950	4150	4500	4800	5400	6000
	h ₃ Lift	[mm]	2260	2710	3210	3610	4060	2260	2410	2710	3210	3610	4060	3210	3610	3860	4060	4410	4710	—	—
	h ₁ Height, mast lowered	[mm]	1718	1943	2193	2393	2618	1718	1793	1973	2193	2393	2618	1737	1870	1953	2020	2137	2237	—	—
	h ₂ Free lift, ground to top of forks	[mm]	172	172	172	172	172	1282	1356	1506	1756	1956	2182	1274	1406	1490	1556	1674	1774	—	—
S314	h ₄ Height, mast extended	[mm]	2827	3277	3777	4177	4627	2868	3018	3318	3818	4218	4660	3808	4207	4456	4657	5008	5308	—	—
	h ₁ Height, mast lowered	[mm]	1744	1969	2219	2419	2644	1743	1818	1968	2218	2418	2643	1671	1805	1888	1955	2071	2171	2371	—
	h ₂ Free lift, ground to top of forks	[mm]	—	—	—	—	—	1256	1332	1482	1732	1932	2156	1194	1328	1410	1478	1594	1694	1894	—
	h ₄ Height, mast extended	[mm]	2892	3342	3842	4242	4692	2891	3041	3341	3841	4241	4691	3816	4218	4467	4668	5016	5316	5916	—
S316	h ₁ Height, mast lowered	[mm]	1744	1969	2219	2419	2644	1743	1818	1968	2218	2418	2643	1671	1805	1888	1955	2071	2171	2371	2571
	h ₂ Free lift, ground to top of forks	[mm]	—	—	—	—	—	1256	1332	1482	1732	1932	2156	1194	1328	1410	1478	1594	1694	1894	2096
	h ₄ Height, mast extended	[mm]	2892	3342	3842	4242	4692	2891	3041	3341	3841	4241	4691	3816	4218	4467	4668	5016	5316	5916	6520
	h ₂₃ Lift height (h ₁₃ +h ₃)	[mm]	2150	2600	3100	3500	3950	2150	2300	2600	3100	3500	3950	3200	3600	3850	4050	4400	—	—	—
S320	h ₃ Lift	[mm]	2060	2510	3010	3410	3860	2060	2210	2510	3010	3410	3860	3110	3510	3760	3960	4310	—	—	—
	h ₁ Height, mast lowered	[mm]	1744	1969	2219	2419	2644	1744	1819	1969	2219	2419	2644	1671	1805	1888	1955	2071	—	—	—
	h ₂ Free lift, ground to top of forks	[mm]	—	—	—	—	—	1156	1232	1382	1632	1832	2056	1094	1228	1310	1378	1494	—	—	—
	h ₄ Height, mast extended	[mm]	2792	3242	3742	4142	4592	2792	2942	3242	3742	4142	4592	3816	4218	4467	4668	5016	—	—	—

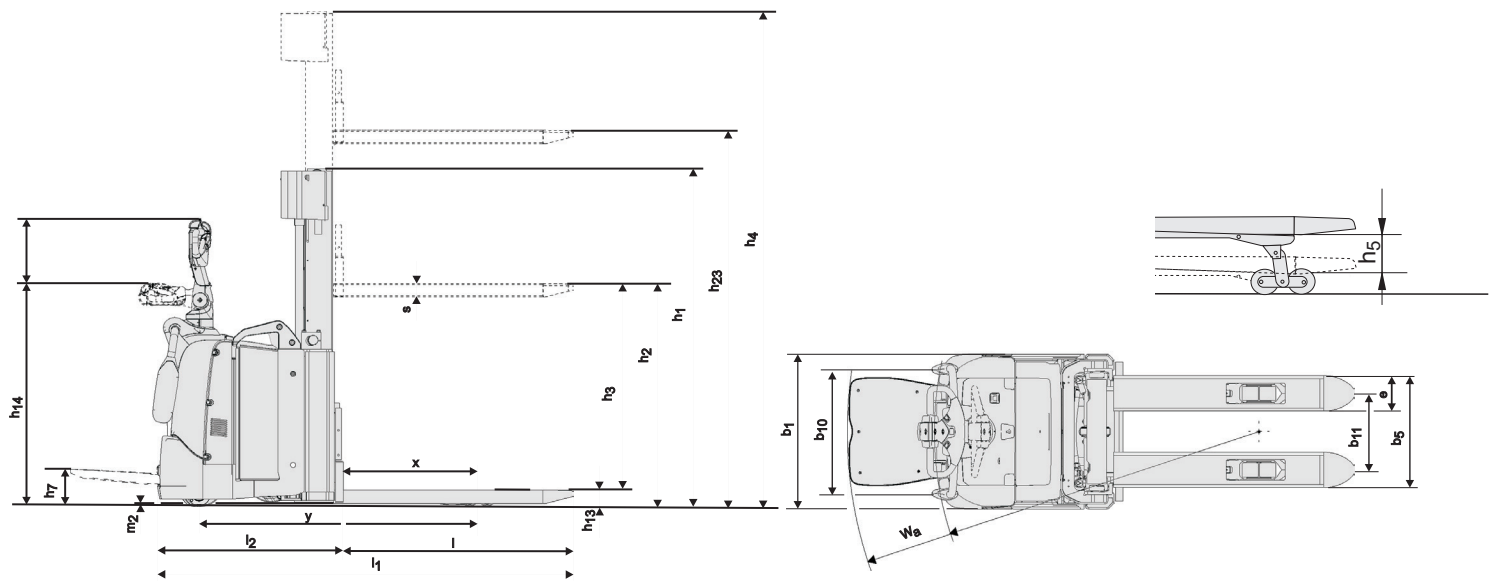
CESAB S312L - S314L - S316L - S320L Truck Specifications

CHARACTERISTICS		Elevating Support Arms	Elevating Support Arms	Elevating Support Arms	Elevating Support Arms	
1.1	Manufacturer	CESAB	CESAB	CESAB	CESAB	
1.2	Model	S312L	S314L	S316L	S320L	
1.3	Drive	Electric	Electric	Electric	Electric	
1.4	Operator type	Stand on/pedestrian	Stand on/pedestrian	Stand on/pedestrian	Stand on/pedestrian	
1.5	Load capacity/rated load	Q [kg]	1200	1400	1600	2000
	Support arm capacity	Q [kg]	2000	2000	2000	2000
1.6	Load centre	c [mm]	600	600	600	600
1.8	Load distance, centre of support arm wheel to face of forks, raised support arms	x [mm]	694	661	661	644
	Load distance, centre of support arm wheel to face of forks, lowered support arms	x [mm]	725	692	692	675
1.9	Wheelbase, raised support arms	y [mm]	1408	1408	1408	1408
	Wheelbase, lowered support arms	y [mm]	1439	1439	1439	1439
WEIGHT						
2.1	Service weight including battery	[kg]	1349	1489	1489	1691
2.2	Axle load, with load, drive/castor/support arm wheel	[kg]	680/249/1620	820/143/1926	870/94/2125	680/384/2627
2.3	Axle load, without load, drive/castor/support arm wheel	[kg]	400/496/453	510/450/529	510/529/450	400/676/615
WHEELS						
3.1	Drive/castor/support arm wheel		Friction/Vulkollan®/Vulkollan®			
3.2	Wheel size, front	[mm]	Ø 230	Ø 230	Ø 230	Ø 230
3.3	Wheel size, rear	[mm]	Ø 85	Ø 85	Ø 85	Ø 85
3.4	Additional wheels (dimensions)	[mm]	Ø 125	Ø 125	Ø 125	Ø 125
3.5	Wheels, number front/rear (x=driven wheels)		1x2/2 or 4	1x2/2 or 4	1x2/2 or 4	1x2/2 or 4
3.6	Track width front	b ₁₀ [mm]	585	585	585	585
3.7	Track width, rear	b ₁₁ [mm]	390	390	390	390
DIMENSIONS						
4.2	Height, mast lowered	h ₁ [mm]	1995	1946	1946	1946
4.3	Free lift	h ₂ [mm]	1556	1478	1478	1378
4.4	Lift	h ₃ [mm]	4060	4060	4060	3960
	Lift height	h ₂₃ [mm]	4150	4150	4150	4050
4.5	Height, mast extended	h ₄ [mm]	4657	4668	4668	4668
4.6	Initial lift	h ₅ [mm]	120	120	120	120
4.8	Stand height	h ₇ [mm]	190	190	190	190
4.9	Height of tiller in drive position, min./max. highest setting	h ₁₄ [mm]	1201/1413	1201/1413	1201/1413	1201/1413
	Height of tiller in drive position, min./max. lowest setting	h ₁₄ [mm]	1101/1313	1101/1313	1101/1313	1101/1313
4.15	Height, fork lowered	h ₁₃ [mm]	90	90	90	90
4.19	Overall length, platform up	l ₁ [mm]	2085	2106	2106	2129
	Overall length, platform down	l ₁ [mm]	2532	2565	2565	2577
4.20	Length to face of forks, platform up	l ₂ [mm]	935	956	956	979
	Length to face of forks, platform down	l ₂ [mm]	1382	1415	1415	1427
4.21	Overall width	b ₇ /b ₂ [mm]	790/—	790/—	790/—	850/—
4.22	Fork dimensions	s/e/l [mm]	70/180/1150	70/180/1150	70/180/1150	70/185/1150
4.25	Width over forks	b ₅ [mm]	570	570	570	570
4.32	Ground clearance, centre of wheelbase	m ₂ [mm]	19,5	19,5	19,5	19,5
4.33	Aisle width for pallets 1000x1200 crossways, platform up	A _{st} [mm]	2619	2639	2639	2650
	Aisle width for pallets 1000x1200 crossways, platform down	A _{st} [mm]	3068	3088	3088	3099
4.34	Aisle width for pallets 800x1200 lengthways, platform up	A _{st} [mm]	2510	2536	2536	2550
	Aisle width for pallets 800x1200 lengthways, platform down	A _{st} [mm]	2959	2985	2985	2999
4.35	Turning radius, platform up	W _a [mm]	1665	1665	1665	1665
	Turning radius, platform down	W _e [mm]	2114	2114	2114	2114
PERFORMANCE DATA						
5.1	Travel speed, with/without load 6km/h version	[km/h]	6,0/6,0	6,0/6,0	6,0/6,0	6,0/6,0
	Travel speed, with/without load 8km/h version	[km/h]	7,0/8,0	7,0/8,0	7,0/8,0	—
	Travel speed, with/without load 10km/h version	[km/h]	—	9,0/10,0	9,0/10,0	—
5.2	Lift speed, with/without load	[m/s]	0,20/0,36	0,17/0,33	0,15/0,31	0,13/0,24
5.3	Lowering speed, with/without load	[m/s]	0,45/0,45	0,45/0,45	0,45/0,45	0,38/0,45
5.8	Max. gradeability, with/without load ¹⁾	[%]	8/12	8/12	8/12	8/12
5.9	Acceleration time (over 10 m)	[s]	5.2	5.3	5.5	6.6
5.10	Service brake		Electromagnetic	Electromagnetic	Electromagnetic	Electromagnetic
ELECTRIC MOTOR						
6.1	Drive motor rating (S2 60 min) 6km/h version	[kW]	1,8	1,8	1,8	1,8
	Drive motor rating (S2 60 min) 8km/h version	[kW]	1,8	1,8	1,8	—
	Drive motor rating (S2 60 min) 10km/h version	[kW]	—	2,5	2,5	—
6.2	Lift motor rating at S3 15%	[kW]	3	3	3	3
6.4	Battery voltage/nominal capacity K _s	[V/Ah]	24/300	24/300	24/300	24/300
6.5	Battery weight	[kg]	195-310	195-310	195-310	195-310
6.6	Energy consumption acc to VDI cycle	[kWh/h]	1,04	1,06	1,07	1,06
OTHERS						
8.1	Type of drive control		CESAB Drive Control	CESAB Drive Control	CESAB Drive Control	CESAB Drive Control
8.4	Sound level at the driver's ear according to EN 12 053	[dB (A)]	66	66	66	67

¹⁾ Measured according to company standard Note: Data is based on standard configurations. Truck performance and dimensions are nominal and subject to tolerances. Products and specifications are subject to change without notice.



CESAB S312L - S314L - S316L - S320L Dimensional Drawings



Battery compartments

	Battery change Battery compartment	S312L				S314L				S316L				S320L					
		Lift out S	Sideways L	Lift out S	Sideways L	Lift out S	Sideways L	Lift out S	Sideways L	Lift out S	Sideways L	Lift out S	Sideways L	Lift out S	Sideways L				
1.9	Wheelbase, raised support arms lowered support arms	y [mm]	1408	1505	1408	1505	1408	1505	1408	1505	1408	1505	1408	1505	1408	1505	1408	1505	
4.19	Overall length	platform up platform down	l ₁ [mm]	2085	2181	2085	2181	2106	2203	2106	2203	2106	2203	2106	2203	2129	2226	2129	2226
4.20	Length to face of forks	platform up platform down	l ₂ [mm]	935	1031	935	1031	956	1053	956	1053	956	1053	956	1053	979	1076	979	1076
4.33	Aisle width for pallets 1000x1200 crossways	platform up platform down	A _{st} [mm]	2619	2715	2619	2715	2639	2735	2639	2735	2639	2735	2639	2735	2650	2746	2650	2746
4.34	Aisle width for pallets 800x1200 lengthways	platform up platform down	A _{st} [mm]	2510	2606	2510	2606	2536	2632	2536	2632	2536	2632	2536	2632	2550	2646	2550	2646
4.35	Turning radius	platform up platform down	W _a [mm]	1665	1761	1665	1761	1665	1761	1665	1761	1665	1761	1665	1761	1665	1761	1665	1761
6.4	Battery voltage, nominal capacity K _s	[V/Ah]	24/300	24/500	24/300	24/500	24/300	24/500	24/300	24/500	24/300	24/500	24/300	24/500	24/300	24/500	24/300	24/500	
6.5	Battery weight, min.-max.	[kg]	195-310	345-405	195-300	345-405	195-310	345-405	195-310	345-405	195-310	345-405	195-310	345-405	195-310	345-405	195-310	345-405	

Mast Specifications

		Duplex Tele Open View					Duplex Freelift					Triplex Freelift									
		h ₂₃	h ₃	h ₁	h ₂	h ₄	h ₂₃	h ₃	h ₁	h ₂	h ₄	h ₂₃	h ₃	h ₁	h ₂	h ₄					
S312L	h ₂₃ Lift height (h ₁₃ +h ₃)	[mm]	2350	2800	3300	3700	4150	2350	2500	2800	3300	3700	4150	3300	3700	3950	4150	4500	4800	5400	6000
	h ₃ Lift	[mm]	2260	2710	3210	3610	4060	2260	2410	2710	3210	3610	4060	3210	3610	3860	4060	4410	4710	—	—
	h ₁ Height, mast lowered	[mm]	1718	1943	2193	2393	2618	1718	1793	1973	2193	2393	2618	1737	1870	1953	2020	2137	2237	—	—
	h ₂ Free lift, ground to top of forks	[mm]	172	172	172	172	172	1282	1356	1506	1756	1956	2182	1274	1406	1490	1556	1674	1774	—	—
S314L	h ₄ Height, mast extended	[mm]	2827	3277	3777	4177	4627	2868	3018	3318	3818	4218	4660	3808	4207	4456	4657	5008	5308	—	—
	h ₁ Height, mast lowered	[mm]	1744	1969	2219	2419	2644	1743	1818	1968	2218	2418	2643	1671	1805	1888	1955	2071	2171	2371	—
	h ₂ Free lift, ground to top of forks	[mm]	—	—	—	—	—	1256	1332	1482	1732	1932	2156	1194	1328	1410	1478	1594	1694	1894	—
	h ₄ Height, mast extended	[mm]	2892	3342	3842	4242	4692	2891	3041	3341	3841	4241	4691	3816	4218	4467	4668	5016	5316	5916	—
S316L	h ₁ Height, mast lowered	[mm]	1744	1969	2219	2419	2644	1743	1818	1968	2218	2418	2643	1671	1805	1888	1955	2071	2171	2371	2571
	h ₂ Free lift, ground to top of forks	[mm]	—	—	—	—	—	1256	1332	1482	1732	1932	2156	1194	1328	1410	1478	1594	1694	1894	2096
	h ₄ Height, mast extended	[mm]	2892	3342	3842	4242	4692	2891	3041	3341	3841	4241	4691	3816	4218	4467	4668	5016	5316	5916	6520
	h ₄ Height, mast extended	[mm]	2892	3342	3842	4242	4692	2891	3041	3341	3841	4241	4691	3816	4218	4467	4668	5016	5316	5916	6520
S320L	h ₂₃ Lift height (h ₁₃ +h ₃)	[mm]	2150	2600	3100	3500	3950	2150	2300	2600	3100	3500	3950	3200	3600	3850	4050	4400	—	—	—
	h ₃ Lift	[mm]	2060	2510	3010	3410	3860	2060	2210	2510	3010	3410	3860	3110	3510	3760	3960	4310	—	—	—
	h ₁ Height, mast lowered	[mm]	1744	1969	2219	2419	2644	1744	1819	1969	2219	2419	2644	1671	1805	1888	1955	2071	—	—	—
	h ₂ Free lift, ground to top of forks	[mm]	—	—	—	—	—	1156	1232	1382	1632	1832	2056	1094	1228	1310	1378	1494	—	—	—
S320L	h ₄ Height, mast extended	[mm]	2792	3242	3742	4142	4592	2792	2942	3242	3742	4142	4592	3816	4218	4467	4668	5016	—	—	—

CESAB S314S Truck Specifications

CHARACTERISTICS			Straddle Support Arms
1.1	Manufacturer		CESAB
1.2	Model		S314S
1.3	Drive		Electric
1.4	Operator type		Stand on/pedestrian
1.5	Load capacity/rated load	Q [kg]	1400
1.6	Load centre	c [mm]	600
1.8	Load distance, centre of support arm wheel to face of forks	x [mm]	758
1.9	Wheelbase	y [mm]	1454
WEIGHT			
2.1	Service weight excluding battery	[kg]	1539
2.2	Axle load, with load, drive/castor/support arm wheel	[kg]	550/610/1779
2.3	Axle load, without load, drive/castor/support arm wheel	[kg]	330/687/522
WHEELS			
3.1	Drive/support arm wheel		Friction/Vulkollan®/Vulkollan®
3.2	Wheel size, front	[mm]	Ø 230
3.3	Wheel size, rear	[mm]	Ø 140/ Ø 85
3.4	Additional wheels (dimensions)	[mm]	Ø 125
3.5	Wheels, number front/rear (x=driven wheels)		1x + 2 / 2 or 4
3.6	Track width, front	b ₁₀ [mm]	585
3.7	Track width, rear	b ₁₁ [mm]	985
DIMENSIONS			
4.2	Height, mast lowered	h ₁ [mm]	1946
4.3	Free lift	h ₂ [mm]	1478
4.4	Lift	h ₃ [mm]	4060
	Lift height	h ₂₃ [mm]	4100
4.5	Height, mast extended	h ₄ [mm]	4668
4.8	Stand height	h ₇ [mm]	190
4.9	Height of tiller in drive position, min./max. highest setting	h ₁₄ [mm]	1201/1413
	Height of tiller in drive position, min./max. lowest setting	h ₁₄ [mm]	1101/1313
4.10	Height of support arm	h ₁₀ [mm]	140 or 93
4.15	Height, fork lowered	h ₁₃ [mm]	50
4.19	Overall length, platform up	l ₁ [mm]	2115
	Overall length, platform down	l ₁ [mm]	2548
4.20	Length to face of forks, platform up	l ₂ [mm]	965
	Length to face of forks, platform down	l ₂ [mm]	1398
4.21	Overall width	b ₁ /b ₂ [mm]	790/1172
4.22	Fork dimensions	s/e/l [mm]	40/100/1150
4.25	Width over forks	b ₅ [mm]	250-890
4.26	Distance between support arms	b ₄ [mm]	900
4.32	Ground clearance, centre of wheelbase	m ₂ [mm]	40/32,5
4.33	Aisle width for pallets 1000x1200 crossways, platform up	A _{st} [mm]	2594
	Aisle width for pallets 1000x1200 crossways, platform down	A _{st} [mm]	3044
4.34	Aisle width for pallets 800x1200 lengthways, platform up	A _{st} [mm]	2473
	Aisle width for pallets 800x1200 lengthways, platform down	A _{st} [mm]	2923
4.35	Turning radius, platform up	W _a [mm]	1677
	Turning radius, platform down	W _a [mm]	2127
PERFORMANCE DATA			
5.1	Travel speed, with/without load 6km/h version	[km/h]	6,0/6,0
	Travel speed, with/without load 8km/h version	[km/h]	7,0/8,0
5.2	Lift speed, with/without load	[m/s]	0,17/0,33
5.3	Lowering speed, with/without load	[m/s]	0,45/0,45
5.8	Max. gradeability, with/without load ¹⁾	[%]	8/12
5.9	Acceleration time (over 10 m)	[s]	7.1
5.10	Service brake		Electromagnetic
ELECTRIC MOTOR			
6.1	Drive motor rating S2 60 min	[kW]	1,8
6.2	Lift motor rating at S3 15%	[kW]	3
6.4	Battery voltage/nominal capacity K _s	[V/Ah]	24/300
6.5	Battery weight, min.	[kg]	195-310
6.6	Energy consumption acc to VDI cycle	[kWh/h]	1,078
OTHERS			
8.1	Type of drive control		CESAB Drive Control
8.4	Sound level at the driver's ear according to EN 12 053	[dB (A)]	66

¹⁾ Measured according to company standard

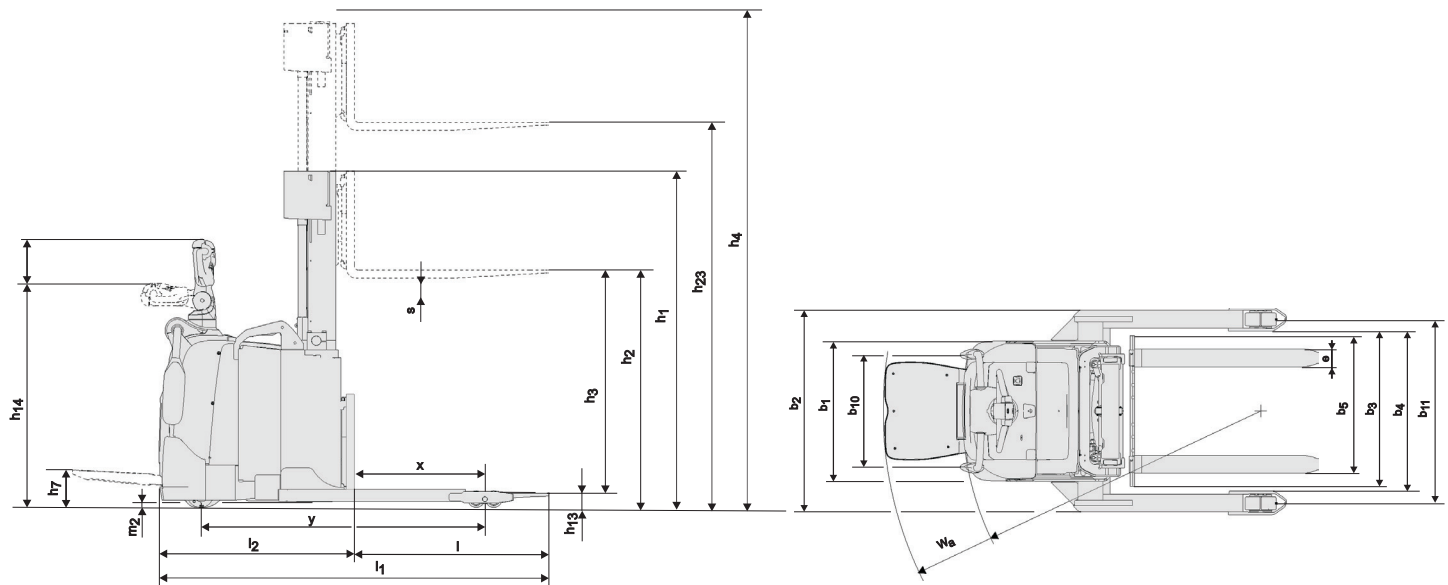
Data is based on standard configurations.

Truck performance and dimensions are nominal and subject to tolerances.

Products and specifications are subject to change without notice.



CESAB S314S Dimensional Drawings



Battery compartments

		Battery change Battery compartment	S314S Lift out		S314S with backrest Lift out		
			Small	Large	Small	Large	
1.9	Wheelbase	y [mm]	1454	1551	1454	1551	
4.19	Overall length	platform up	l ₁ [mm]	2115	2212	—	—
		platform down	l ₁ [mm]	2548	2645	2562	2659
4.20	Length to face of forks	platform up	l ₂ [mm]	965	1062	—	—
		platform down	l ₂ [mm]	1398	1495	1412	1509
4.33	Aisle width for pallets 1000x1200 crossways	platform up	A _{st} [mm]	2594	2691	—	—
		platform down	A _{st} [mm]	3044	3141	3219	3316
4.34	Aisle width for pallets 800x1200 lengthways	platform up	A _{st} [mm]	2473	2570	—	—
		platform down	A _{st} [mm]	2923	3020	3098	3195
4.35	Turning radius	platform up	W _a [mm]	1677	1774	—	—
		platform down	W _a [mm]	2127	2224	2302	2399
6.4	Battery voltage, nominal capacity K _s	[V/Ah]	24/300	24/500	24/300	24/500	
6.5	Battery weight, min.-max.	[kg]	195-310	345-405	195-310	345-405	

Mast Specifications

S314S		Duplex Tele Open View					Duplex Freelift					Triplex Freelift							
h ₂₃	Lift height (h ₁₃ +h ₂)	[mm]	2300	2750	3250	3650	4100	2300	2450	2750	3250	3650	4100	3650	3900	4100	4450	4750	5350
h ₃	Lift	[mm]	2210	2660	3160	3560	4010	2210	2360	2660	3160	3560	4010	3560	3810	4010	4360	4660	5260
h ₁	Height, mast lowered	[mm]	1744	1969	2219	2419	2644	1743	1818	1968	2218	2418	2643	1805	1888	1955	2071	2171	2371
h ₂	Free lift, ground to top of forks	[mm]	—	—	—	—	—	1256	1332	1482	1732	1932	2156	1328	1410	1478	1594	1694	1894
h ₄	Height, mast extended	[mm]	2892	3342	3842	4242	4692	2891	3041	3341	3841	4241	4691	4218	4467	4668	5016	5316	5916



The data in this specification sheet was determined based on our standard testing conditions. Operating performance may vary depending on the actual specification and condition of the truck as well as the condition of the operating area. Availability and specifications are determined regionally and are subject to change without notice. Please consult your authorised CESAB dealership for further details. SPEC_5200_EP_1/2022 / Uccn V33 - Copyright CESAB Material Handling Europe.

