



CESAB

spec sheet

CESAB O125 – O125P

Orderpickers, 2.5 tonnes capacity



CESAB O125 – O125P

Truck Specifications

CHARACTERISTICS					
1.1	Manufacturer			CESAB	CESAB
1.2	Model designation			O125	O125P
1.3	Power unit			Electric	Electric
1.4	Operator type			Stand on	Stand on
1.5	Load capacity/rated load	Q	kg	2500	2500
1.6	Load centre	c	mm	1200	1200
1.8	Centre axle to fork face, raised/lowered forks	x	mm	886/957	886/957
1.9	Wheelbase, raised/lowered forks	y	mm	2088/2159	2088/2159
WEIGHT					
2.1	Service weight without battery, short/long chassis		kg	765/897	765/897
2.2	Axle load, with load, drive/castor/fork wheels				
	short chassis		kg	833/670/2223	833/670/2223
	long chassis		kg	894/800/2243	894/800/2243
2.3	Axle load, without load, drive/castor/fork wheels				
	short chassis		kg	480/270/250	480/270/250
	long chassis		kg	500/300/270	500/300/270
WHEELS AND TYRES					
3.1	Drive/castor/fork wheels			Polyurethane	Polyurethane
3.2	Wheel size front	Ø x width	mm	250 x 75	250 x 75
3.3	Wheel size rear	Ø x width	mm	85 x 74	85 x 74
3.4	Castor wheels	Ø x width	mm	150 x 78	150 x 78
3.5	Wheels, number front/rear (x=driven wheels)			1x + 1/4	1x + 1/4
DIMENSIONS					
4.2.1	Overall height	h_{15}	mm	1277	1277
4.4	Lift movement	h_3	mm	150	150
	Lift height	h_{23}	mm	235	235
4.8	Stand height	h_7	mm	138	138/980
4.15	Height forks lowered	h_{13}	mm	85	85
4.19	Overall length, short/long chassis	l_1	mm	2488/2574	2488/2574
4.20	Length to face of forks, short/long chassis	l_2	mm	1338/1424	1338/1424
4.21	Overall width	b_1	mm	790	790
4.22	Fork dimensions	s/e/l	mm	50/180/1150	50/180/1150
4.25	Width over forks	b_5	mm	450-685	450-685
4.31	Ground clearance	m_1	mm	55	55
4.34	Aisle width Euro pallets 800 x 1200 lengthways	A_{st}	mm	2815/2830	2815/2830
4.35	Turning radius, short/long chassis	W_a	mm	2301/2387	2301/2387
4.44	Clear width driver compartment entrance	l_{24}	mm	450	450
PERFORMANCES					
5.1	Travel speed with/without load		km/h	8,0/12,0	8,0/12,0
5.2	Lift speed with/without load		m/s	0,067/0,094	0,067/0,094
5.3	Lowering speed with/without load		m/s	0,08/0,05	0,08/0,05
5.8	Max. gradeability with/without load ¹⁾		%	8/13	8/13
5.10	Service brake			Electromagnetic	Electromagnetic
ELECTRIC MOTOR					
6.1	Drive motor, rating S2 60 min		kW	2,8	2,8
6.2	Lift motor S3 7%		kW	2,0	2,0
6.4	Battery voltage, nominal capacity K_5		V/Ah	24/310, 620	24/310, 620
6.5	Battery weight min./max.		kg	239/501	239/501
6.6	Energy consumption according to VDI cycle		kWh/h	0,61	0,61
OTHERS					
8.1	Type of drive control			Powerdrive	Powerdrive
8.4	Sound level at driver's ear according EN 12 053		dB(A)	63	60

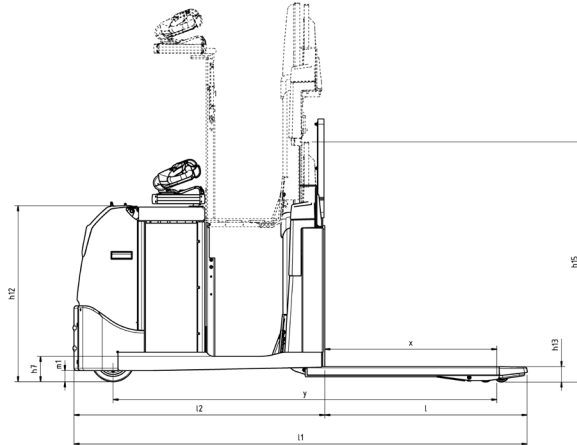
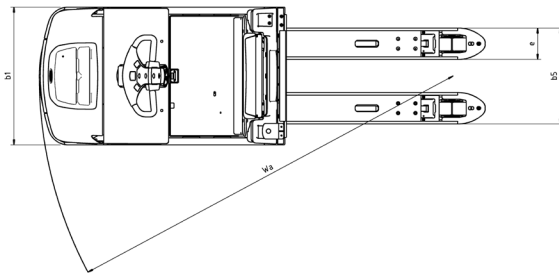
1) Measured according to Cesab company standards

All data is based on the mentioned configuration, other configurations may give different values
Truck performance and dimensions are nominal and subject to tolerances
CESAB products and specifications are subject to changes without notice



CESAB O125 – O125P

Dimensional Drawings



Required fork specification for multiple pallet handling

Pallet type	T	U	Euro 800 x 1200			Chep 1000 x 1200			Grocery 1016 x 1219			Pool 1000 x 1200								
			Long side			Short side			Long side			Short side			Long side			Short side		
Fork length	Number of pallets		1	2	3	1	2	3	1	2	3	1	2	3	1	2	3	1	2	3
1000	670	330	▲						●									▲		
1150	820	330	■			●			▲									▲		●
1200	870	330	■			●			▲				■					▲		▲
1220	890	330	■			■			▲						▲			▲		
1450	1000	450	■	■		■			■						▲			■		▲
1550	900	650	■	●		■			▲						▲			▲		▲
1650	1000	650		●																
1950	1550	400	■	▲		■			■	■					■			■		■
2150	1600	550	■	■		■			■	■					■			■	■	■
2150	1400	750	■	▲		■			■	▲					■			▲		
2350	1710	640	■	■	●	■	●		■	▲		■	●					■	▲	■
2350	1600	750	■	■		■	●		■	■		■	●					■	■	■
2350	1380	970	■	■		■	●		■	▲		■	●					■	▲	■
2700	1700	1000	■	■	■	■	■		■	■		■	■					■	■	■
2800	2005	795	■	■	▲	■	■		■	■		■	■					■	■	
2900	2130	770	■	■	▲	■	■		■	■		■	■					■	■	

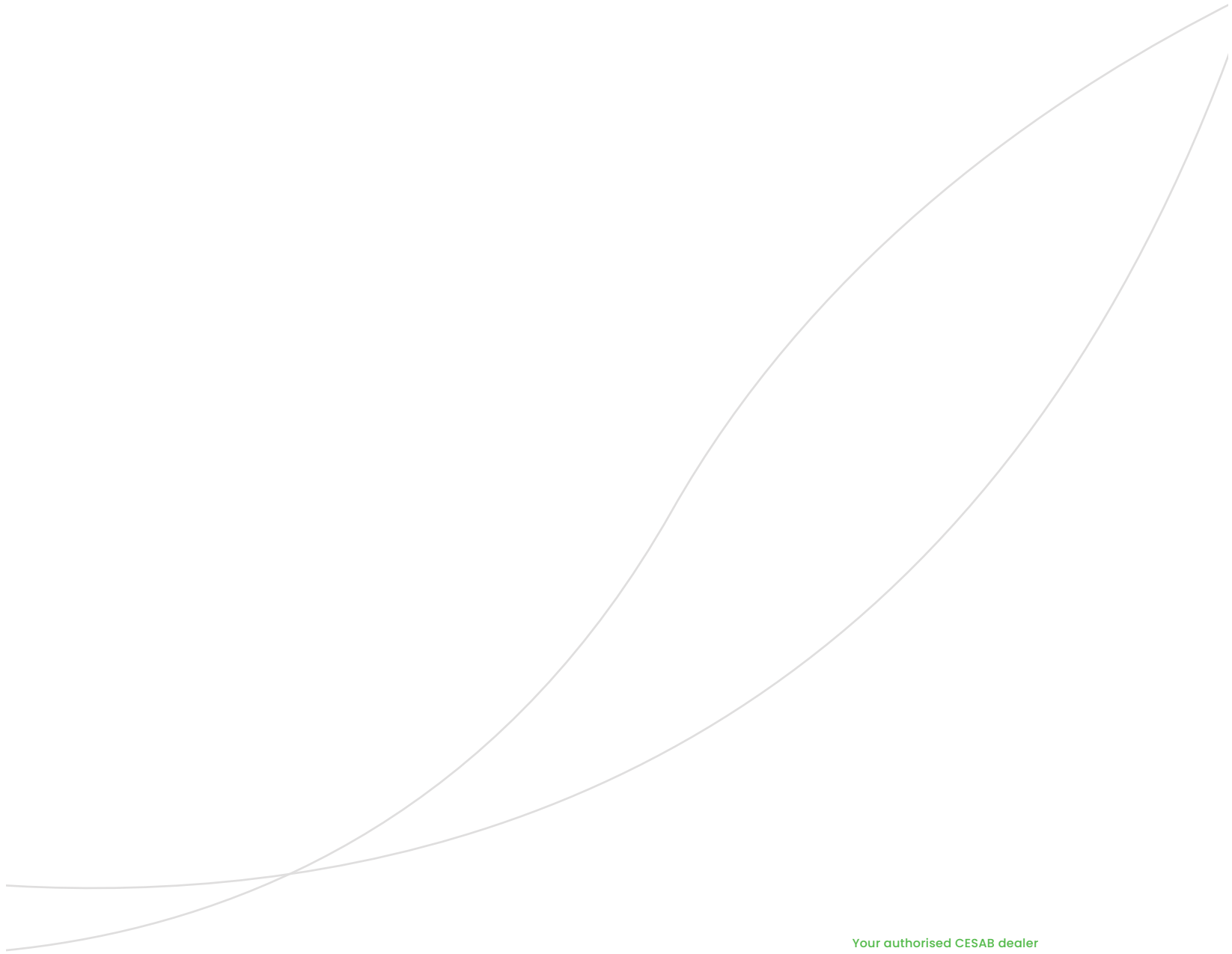
- Specially designed for this application
- Can be used for this application
- ▲ Can be used for this application **providing the bogie wheels are positioned between the bottom boards**

Fork specifications for roll containers (Containers 700 x 800 mm L xW)


Recommended fork specification	Number of roll containers	Remarks
FL 1450 mm / U = 450 mm	2	
FL 2150 mm / U = 550 mm	3	
FL 2150 mm / U = 750 mm	3	With a bigger U size, the truck will corner more easily
FL 2800 mm / U = 795 mm	4	
FL 2900 mm / U = 770 mm	4	



www.cesab-forklifts.eu



Your authorised CESAB dealer



Pictures may show optional equipment not included in the basic truck price.
The data in this specification sheet was determined based on our standard testing conditions.
Operating performance may vary depending on the actual specification and condition of the truck
as well as the condition of the operating area.

Availability and specifications are determined regionally and are subject to change without notice.
Please consult your authorised CESAB dealership for further details. SPEC_OI25(P)_EN_2020 / Ucan V02 -
Copyright CESAB Material Handling Europe.

