



CESAB

spec sheet

CESAB M300H

1.5 - 3.5 tonne

Engine Powered Forklift
- Hydrostatic Transmission

Stage V
Publication: 2021



1.5 - 1.8 tonne

CESAB M315H - M318H

Truck Specifications

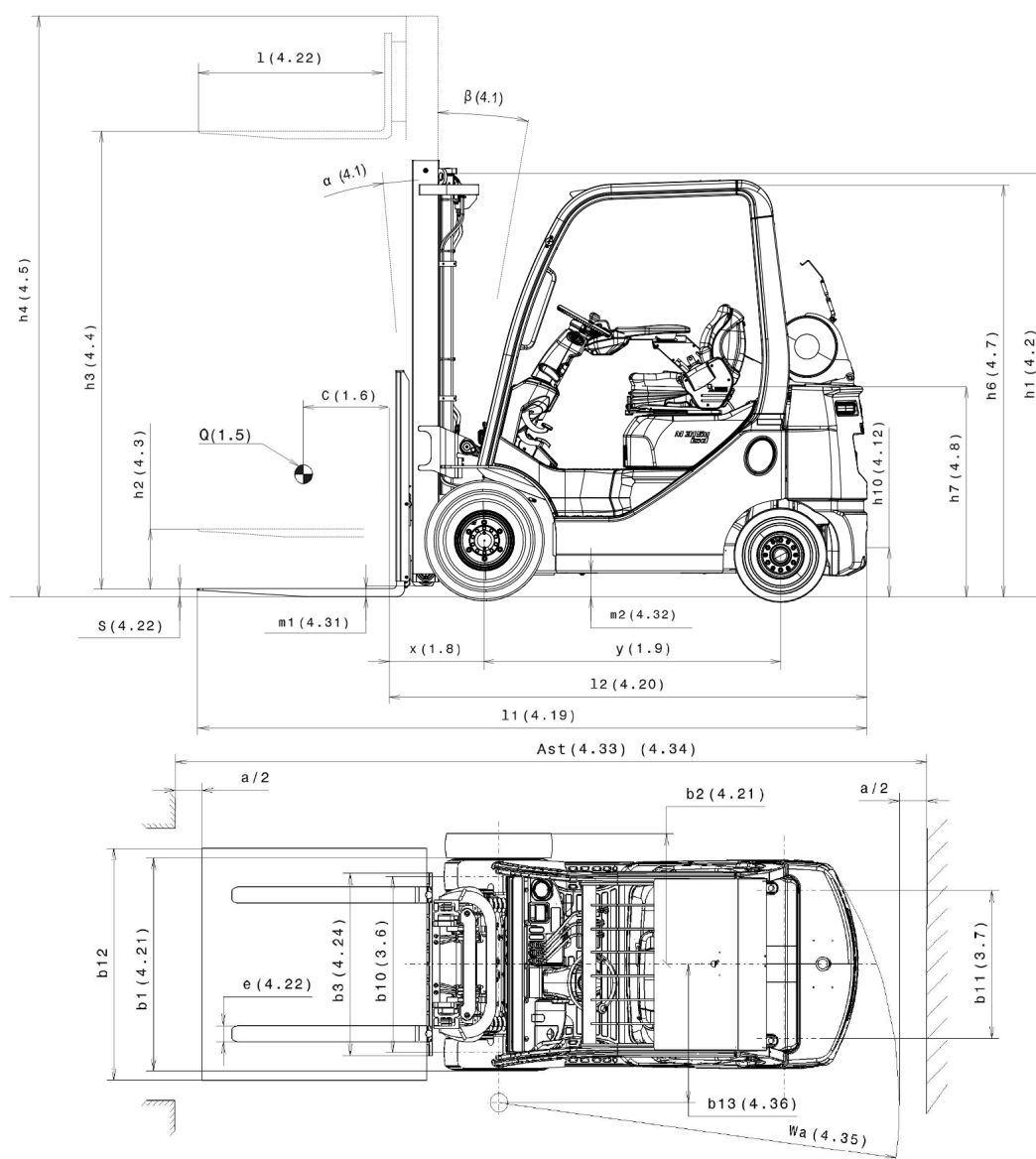
CHARACTERISTICS				
1.1	Manufacturer		CESAB	CESAB
1.2	Model designation		M315H	M318H
1.3	Power unit		LPG only	LPG only
1.4	Operation		driver seated	driver seated
1.5	Load capacity	Q [t]	1,5	1,75
1.6	Load centre distance	c [mm]	500	500
1.8	Axle centre to fork face	x [mm]	421,5	421,5 (a)
1.9	Wheelbase	y [mm]	1485	1485
WEIGHT				
2.1	Service weight	[kg]	2890	2950
2.2	Axle loading, with load front/rear	[kg]	3750/640	4210/540
2.3	Axle loading, without load front/rear	[kg]	1320/1570	1310/1640
WHEELS AND TYRES				
3.1	Tyres: C=Cushion, PN=Pneumatic, SE=Superelastic		SE-PN	SE-PN
3.2	Tyre size front		6.50-10	6.50-10
3.3	Tyre size rear		5.00-8	5.00-8
3.5	Wheels: number front/rear (x = driven wheels)		2x/ 2	2x/ 2
3.6	Track width front	b10 [mm]	885	885
3.7	Track width rear	b11 [mm]	895	895
DIMENSIONS				
4.1	Mast/fork carriage tilt forward/backward	α/β [°]	6° / 11°	6° / 11°
4.2	Height of mast, lowered	h_1 [mm]	2165	2165
4.3	Free lift	h_2 [mm]	80	80
4.4	Lift	h_3 [mm]	3170	3170
4.5	Height, mast extended	h_4 [mm]	3725	3725
4.7	Height of overhead guard	h_6 [mm]	2080	2080
4.8	Seat height	h_7 [mm]	1030	1030
4.12	Towing coupling height	h_{10} [mm]	285	285
4.19	Overall length	l_1 [mm]	3342	3342 (a)
4.20	Length to face of forks	l_2 [mm]	2342	2342 (a)
4.21	Overall width	b_1 [mm]	1070 / 1430	1070 / 1430
4.22	Fork dimensions	s/e/l [mm]	40x80x1000	40x80x1000
4.23	Fork carriage DIN 1573, class/type A,B		II A	II A
4.24	Fork carriage width	b_3 [mm]	920	920
4.31	Ground clearance, with load below mast	m_1 [mm]	115	115
4.32	Ground clearance, centre of wheelbase	m_2 [mm]	130	130
4.33	Aisle width for pallets 1000x1200 wide	Ast [mm]	3695	3695 (a)
4.34	Aisle width for pallets 800x1200 long	Ast [mm]	3895	3895 (a)
4.35	Turning radius	Wa [mm]	2074	2074
4.36	Internal turning radius	b_{13} [mm]	575	575
PERFORMANCE				
5.1	Travel speed with/without load	[km/h]	19/19	19/19
5.2	Lift speed with/without load	[m/s]	0,67/0,68	0,67/0,68
5.3	Lowering speed with/without load	[m/s]	< 0,55	< 0,55
5.5	Max drawbar pull with/without load	[N]	10800/6300	10800/6300
5.7	Gradeability with load ¹⁾	[%]	24/22	24/22
5.9	Acceleration time with/without load	[s]	-	-
5.10	Service brake		hydraulic	hydraulic
IC ENGINE				
7.1	Engine manufacturer/type		Toyota 4Y-ECS (V)	Toyota 4Y-ECS (V)
7.2	Engine power (ISO 1585)	[kW]	38	38
7.3	Rated speed	[min ⁻¹]	2400	2400
7.4	N° of cylinders/displacement	[cm ³]	4/2237	4/2237
7.5	Fuel consumption (EN16796)	[kg/h]	2,5	2,5
OTHERS				
8.1	Type of drive control		hydrostatic	hydrostatic
8.2	Operating pressure for attachments	[bar]	118	118
8.3	Oil quantity for attachments	[l/min]	65 max.	65 max.
8.4	Sound level at the driver's ear (EN 12053)	[dB (A)]	77	77
8.5	Towing coupling, type DIN		-	-

a) with integral sideshift: +35 mm
 1) At 1,5 km/h

Note: unless otherwise specified, all data refer to vehicles with SE tyres. All performance figures refer to fully run-in vehicles, in perfect working status with homologated tyres mix. Truck performance and dimensions are nominal and subject to tolerances.

CESAB M315H - M318H

Dimensional Drawings



The data in this specification sheet was determined based on our standard testing conditions. Operating performance may vary depending on the actual specification and condition of the truck as well as the condition of the operating area. Availability and specifications are determined regionally and are subject to change without notice. Please consult your authorised CESAB dealership for further details.

Mast Specifications

Duplex NFL (1,5-1,8t) (IMD)		2970	3170	4170
h_3	Lift height	2970	3170	4170
h_1	Height of mast, lowered	2065	2165	2715
h_2	Free lift	80	80	80
h_4	Height of mast, extended	3520	3720	4755
α/β	Mast tilt forw./backw.	6°/11°		

Duplex FFL (1,5-1,8t) (IMD)		2970	3170	4170
h_3	Lift height	2970	3170	4170
h_1	Height of mast, lowered	2065	2165	2715
h_2	Free lift	1470	1570	2120
h_4	Height of mast, extended	3565	3765	4765
α/β	Mast tilt forw./backw.	6°/11°		

Triplex FFL (1,5-1,8t) (IMD)		4470	4670	4970
h_3	Lift height	4470	4670	4970
h_1	Height of mast, lowered	2065	2165	2265
h_2	Free lift	1470	1570	1670
h_4	Height of mast, extended	5065	5265	5565
α/β	Mast tilt forw./backw.	6° / 6°		

2.0 - 2.5 tonne

CESAB M320H - M325H

Truck Specifications

CHARACTERISTICS						
1.1	Manufacturer		CESAB		CESAB	
1.2	Model designation		M320H		M325H	
1.3	Power unit		LPG - diesel		LPG - diesel	
1.4	Operation		driver seated		driver seated	
1.5	Load capacity	Q	[t]	2,0	2,5	
1.6	Load centre distance	c	[mm]	500	500	
1.8	Axle centre to fork face	x	[mm]	448,5	(a) 487,5	(b)
1.9	Wheelbase	y	[mm]	1650	1650	
WEIGHT						
2.1	Service weight		[kg]	3250 - 3290	3915 - 3955	
2.2	Axle loading, with load front/rear		[kg]	4580/670 - 4600/690	5635/780 - 5655/800	
2.3	Axle loading, without load front/rear		[kg]	1410/1840 - 1430/1860	1640/2275 - 1660/2295	
WHEELS AND TYRES						
3.1	Tyres : C=Cushion, PN=Pneumatic, SE=Superelastic, G=Twin tyre			SE-PN / SEG-PNG	SE-PN / SEG-PNG	
3.2	Tyre size front			7.00-12 / 7.00-12	7.00-12 / 7.00-12	
3.3	Tyre size rear			6.00-9	6.00-9	
3.5	Wheels: number front/rear (x = driven wheels)			2x-4x/ 2	2x-4x/ 2	
3.6	Track width front	b ₁₀	[mm]	960 / 1190	960 / 1190	
3.7	Track width rear	b ₁₁	[mm]	965	965	
DIMENSIONS						
4.1	Mast/fork carriage tilt forward/backward	α/β	[°]	6° / 11°	6° / 11°	
4.2	Height of mast, lowered	h ₁	[mm]	2165	2215	
4.3	Free lift	h ₂	[mm]	80	80	
4.4	Lift	h ₃	[mm]	3170	3170	
4.5	Height, mast extended	h ₄	[mm]	3725	3800	
4.7	Height of overhead guard	h ₆	[mm]	2110	2110	
4.8	Seat height	h ₇	[mm]	1060	1060	
4.12	Towing coupling height	h ₁₀	[mm]	315	315	
4.19	Overall length	l ₁	[mm]	3542	(a) 3649	(b)
4.20	Length to face of forks	l ₂	[mm]	2542	(a) 2649	(b)
4.21	Overall width	b ₁	[mm]	1150 / 1610	1150 / 1610	
4.22	Fork dimensions	s/e/l	[mm]	40x100x1000	40x100x1000	
4.23	Fork carriage DIN 1573, class/type A,B			II A	II A	
4.24	Fork carriage width	b ₃	[mm]	1020	1020	
4.31	Ground clearance, with load below mast	m ₁	[mm]	115	115	
4.32	Ground clearance, centre of wheelbase	m ₂	[mm]	160	160	
4.33	Aisle width for pallets 1000x1200 wide	Ast	[mm]	3942	(a) 4039	(b)
4.34	Aisle width for pallets 800x1200 long	Ast	[mm]	4142	(a) 4239	(b)
4.35	Turning radius	Wa	[mm]	2294	2352	
4.36	Internal turning radius	b ₃	[mm]	745	745	
PERFORMANCE						
5.1	Travel speed with/without load		[km/h]	19/19 - 19/19	19/19 - 19/19	
5.2	Lift speed with/without load		[m/s]	0,60/0,64 - 0,62/0,66	0,60/0,64 - 0,62/0,66	
5.3	Lowering speed with/without load		[m/s]	< 0,50	< 0,50	
5.5	Max drawbar pull with/without load		[N]	17500/7800 - 17500/7800	17500/9000 - 17500/9100	
5.7	Gradeability with load ^{1) 2)}		[%]	-----	-----	
5.8	Max gradeability with/without load ²⁾		[%]	32/20 - 32/20	27/22 - 27/22	
5.9	Acceleration time with/without load		[s]	-	-	
5.10	Service brake			hydraulic	hydraulic	
IC ENGINE						
7.1	Engine manufacturer/type			Toyota 4Y-ECS (V) / Toyota 1ZS (V)	Toyota 4Y-ECS (V) / Toyota 1ZS (V)	
7.2	Engine power (ISO 1585)		[kW]	38 - 41	38 - 41	
7.3	Rated speed		[min ⁻¹]	2400 - 2200	2400 - 2200	
7.4	N° of cylinders/displacement		[cm ³]	4/2237 - 3/1795	4/2237 - 3/1795	
7.5	Fuel consumption (EN16796)		[kg/h-l/h]	2,7 - 2,4	2,8 - 2,7	
OTHERS						
8.1	Type of drive control			hydrostatic	hydrostatic	
8.2	Operating pressure for attachments		[bar]	147 - 147	147 - 147	
8.3	Oil quantity for attachments		[l/min]	65/71 - 65/77	65/71 - 65/77	
8.4	Sound level at the driver's ear (EN 12053)		[dB (A)]	77 - 79	77 - 79	
8.5	Towing coupling, type DIN			-	-	

a) with integral sideshift: +35 mm

b) with integral sideshift: +32 mm

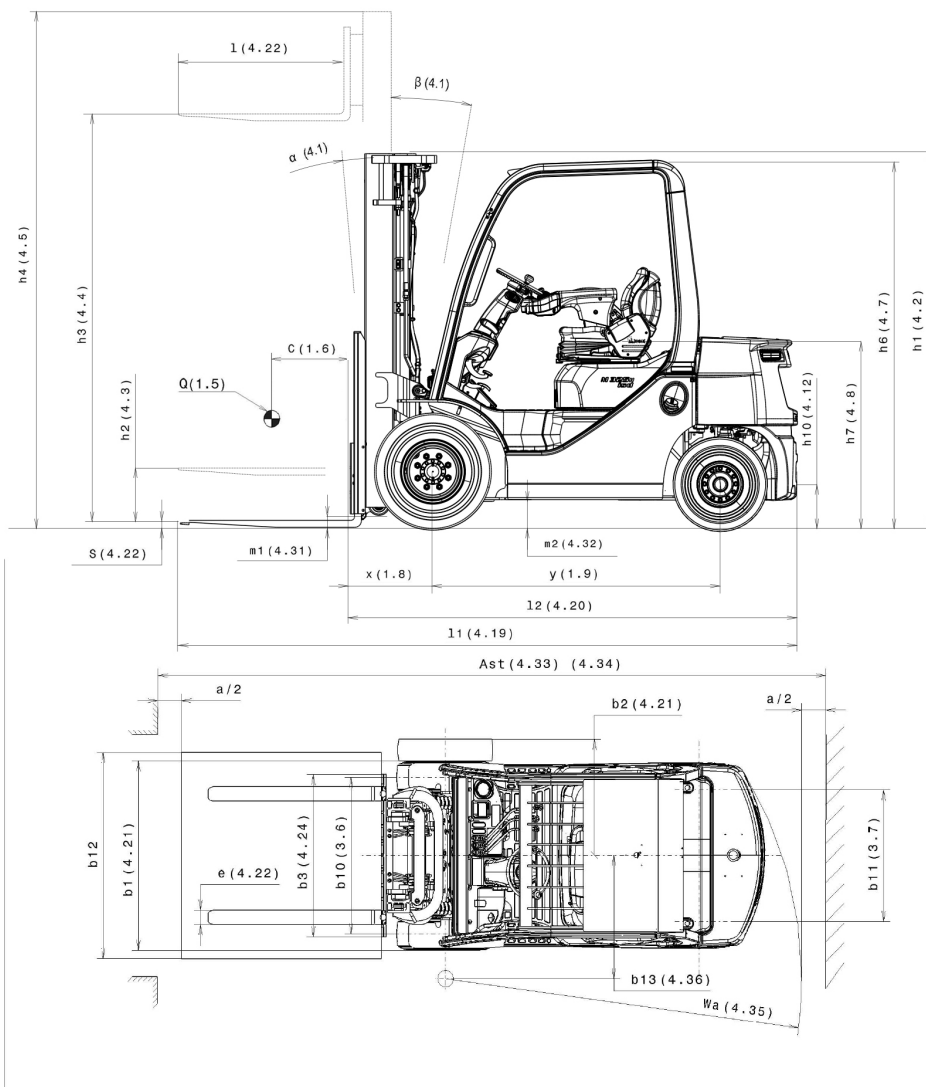
1) At 1,5 km/h

2) computed value

Note: unless otherwise specified, all data refer to vehicles with SE tyres. All performance figures refer to fully run-in vehicles, in perfect working status with homologated tyres mix. Truck performance and dimensions are nominal and subject to tolerances.

CESAB M320H - M325H

Dimensional Drawings



The data in this specification sheet was determined based on our standard testing conditions. Operating performance may vary depending on the actual specification and condition of the truck as well as the condition of the operating area. Availability and specifications are determined regionally and are subject to change without notice. Please consult your authorised CESAB dealership for further details.

Mast Specifications

Duplex NFL (2,0t) (IMD)				
h ₃	Lift height	2970	3170	4170
h ₁	Height of mast, lowered	2065	2165	2715
h ₂	Free lift	80	80	80
h ₄	Height of mast, extended	3520	3720	4770
α/β	Mast tilt forw./backw.	6° / 11°		

Duplex FFL (2,0t) (IMD)				
h ₃	Lift height	2970	3170	4170
h ₁	Height of mast, lowered	2065	2165	2715
h ₂	Free lift	1470	1570	2120
h ₄	Height of mast, extended	3565	3765	4765
α/β	Mast tilt forw./backw.	6° / 11°		

Triplex FFL (2,0t) (IMD)				
h ₃	Lift height	4460	4670	4970
h ₁	Height of mast, lowered	2065	2165	2265
h ₂	Free lift	1470	1570	1670
h ₄	Height of mast, extended	5055	5265	5565
α/β	Mast tilt forw./backw.	6° / 6°		

Duplex NFL (2,5t) (IMD)				
h ₃	Lift height	2970	3170	4170
h ₁	Height of mast, lowered	2115	2215	2765
h ₂	Free lift	80	80	80
h ₄	Height of mast, extended	3600	3800	4820
α/β	Mast tilt forw./backw.	6° / 11°		

Duplex FFL (2,5t) (IMD)				
h ₃	Lift height	2970	3170	4170
h ₁	Height of mast, lowered	2115	2215	2765
h ₂	Free lift	1450	1550	2100
h ₄	Height of mast, extended	3635	3835	4835
α/β	Mast tilt forw./backw.	6° / 11°		

Triplex FFL (2,5t) (IMD)				
h ₃	Lift height	4320	4560	4970
h ₁	Height of mast, lowered	2095	2175	2315
h ₂	Free lift	1430	1510	1650
h ₄	Height of mast, extended	4985	5225	5635
α/β	Mast tilt forw./backw.	6° / 6°		

CESAB M330H - M335H

Truck Specifications

CHARACTERISTICS					
1.1	Manufacturer		CESAB		CESAB
1.2	Model designation		M330H		M335H
1.3	Power unit		LPG - diesel		LPG - diesel
1.4	Operation		driver seated		driver seated
1.5	Load capacity	Q	[t]	3,0	3,5
1.6	Load centre distance	c	[mm]	500	500
1.8	Axle centre to fork face	x	[mm]	516,5	521,5
1.9	Wheelbase	y	[mm]	1700	1700
WEIGHT					
2.1	Service weight		[kg]	4450 - 4490	4890 - 4930
2.2	Axle loading, with load front/rear		[kg]	6500/950 - 6520/970	7370/1020 - 7400/1030
2.3	Axle loading, without load front/rear		[kg]	1700/2750 - 1720/2770	1700/2750 - 1800/3130
WEELS AND TYRES					
3.1	Tyres: C=Cushion, PN=Pneumatic, SE=Superelastic, G=Twin tyre (only through SDR)			SE-PN/PNG	SE-PN/PNG
3.2	Tyre size front			28x9-15 / 28x9-15	250-15 / 250-15
3.3	Tyre size rear			6.50-10	6.50-10
3.5	Wheels: number front/rear (x = driven wheels)			2x-4x/ 2	2x-4x/ 2
3.6	Track width front	b ₁₀	[mm]	1010 / 1240	1060 / 1290
3.7	Track width rear	b ₁₁	[mm]	965	965
DIMENSIONS					
4.1	Mast/fork carriage tilt forward/backward	a/β	[°]	6° / 11°	6° / 11°
4.2	Height of mast, lowered	h ₁	[mm]	2230	2345
4.3	Free lift	h ₂	[mm]	80	80
4.4	Lift	h ₃	[mm]	3170	3170
4.5	Height, mast extended	h ₄	[mm]	3805	3900
4.7	Height of overhead guard	h ₆	[mm]	2170	2180
4.8	Seat height	h ₇	[mm]	1120	1130
4.12	Towing coupling height	h ₁₀	[mm]	335	335
4.19	Overall length	l ₁	[mm]	3807	3872
4.20	Length to face of forks	l ₂	[mm]	2807	2872
4.21	Overall width	b ₁	[mm]	1240 / 1665	1290 / 1715
4.22	Fork dimensions	s/e/l	[mm]	45x100x1000	45x125x1000
4.23	Fork carriage DIN 1573, class/type A,B			III A	III A
4.24	Fork carriage width	b ₃	[mm]	1100	1100
4.31	Ground clearance, with load below mast	m ₁	[mm]	130	145
4.32	Ground clearance, centre of wheelbase	m ₂	[mm]	205	210
4.33	Aisle width for pallets 1000x1200 wide	Ast	[mm]	4168	4241
4.34	Aisle width for pallets 800x1200 long	Ast	[mm]	4368	4441
4.35	Turning radius	Wa	[mm]	2452	2520
4.36	Internal turning radius	b13	[mm]	720	745
PERFORMANCE					
5.1	Travel speed with/without load		[km/h]	19,5/19,5 - 19,5/19,5	20/20 - 20/20
5.2	Lift speed with/without load		[m/s]	0,51/0,55 - 0,50/0,53	0,43/0,45 - 0,42/0,45
5.3	Lowering speed with/without load		[m/s]	< 0,50	< 0,50
5.5	Max drawbar pull with/without load		[N]	17000/10300 - 17000/10400	16500/10500 - 16500/10600
5.7	Gradeability with load ^{1) 2)}		[%]	-----	-----
5.8	Max gradeability with/without load ²⁾		[%]	21/20 - 21/20	17/17 - 17/17
5.9	Acceleration time with/without load		[s]	-	-
5.10	Service brake			hydraulic	hydraulic
IC ENGINE					
7.1	Engine manufacturer/type			Toyota 4Y-ECS (V) / Toyota 1ZS (V)	Toyota 4Y-ECS (V) / Toyota 1ZS (V)
7.2	Engine power (ISO 1585)		[kW]	42 - 41	42 - 41
7.3	Rated speed		[min-1]	2400 - 2200	2400 - 2200
7.4	N° of cylinders/displacement		[cm3]	4/2237 - 3/1795	4/2237 - 3/1795
7.5	Fuel consumption (EN16796)		[kg/h-l/h]	3,4 - 3,3	3,7 - 3,6
OTHERS					
8.1	Type of drive control			hydrostatic	hydrostatic
8.2	Operating pressure for attachments		[bar]	147 - 147	147 - 147
8.3	Oil quantity for attachments		[l/min]	65/74 - 65/75	65/74 - 65/80
8.4	Sound level at the driver's ear (EN 12053)		[dB (A)]	77 - 79	77 - 79
8.5	Towing coupling, type DIN			-	-

a) with integral sideshift: +32 mm

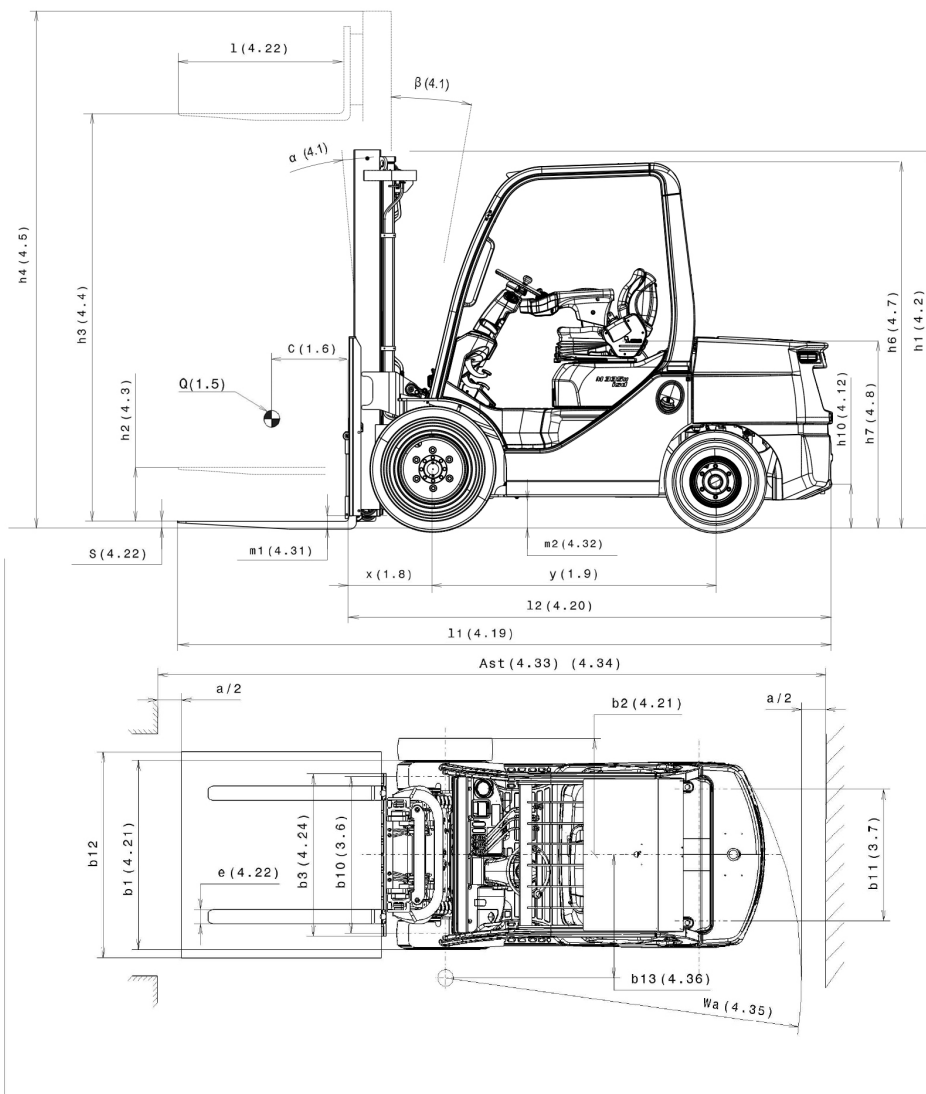
1) At 1,5 km/h

2) Computed value

Note: unless otherwise specified, all data refer to vehicles with SE tyres. All performance figures refer to fully run-in vehicles, in perfect working status with homologated tyres mix. Truck performance and dimensions are nominal and subject to tolerances.

CESAB M330H - M335H

Dimensional Drawings



The data in this specification sheet was determined based on our standard testing conditions. Operating performance may vary depending on the actual specification and condition of the truck as well as the condition of the operating area. Availability and specifications are determined regionally and are subject to change without notice. Please consult your authorised CESAB dealership for further details.

Mast Specifications

Duplex NFL (3,0t) (IMD)				
h_3	Lift height	2970	3170	4170
h_1	Height of mast, lowered	2130	2230	2780
h_2	Free lift	80	80	80
h_4	Height of mast, extended	3605	3805	4825
α/β	Mast tilt forw./backw.	6° / 11°		

Duplex FFL (3,0t) (IMD)				
h_3	Lift height	2970	3170	4170
h_1	Height of mast, lowered	2130	2230	2780
h_2	Free lift	1450	1550	2100
h_4	Height of mast, extended	3650	3850	4850
α/β	Mast tilt forw./backw.	6° / 11°		

Triplex FFL (3,0t) (IMD)				
h_3	Lift height	4470	4670	4970
h_1	Height of mast, lowered	2160	2230	2330
h_2	Free lift	1480	1550	1650
h_4	Height of mast, extended	5150	5350	5650
α/β	Mast tilt forw./backw.	6° / 6°		

Duplex NFL (3,5t) (IMD)				
h_3	Lift height	2970	3170	4170
h_1	Height of mast, lowered	2145	2345	2895
h_2	Free lift	80	80	80
h_4	Height of mast, extended	3600	3900	4900
α/β	Mast tilt forw./backw.	6° / 11°		

Duplex FFL (3,5t) (IMD)				
h_3	Lift height	2970	3170	4170
h_1	Height of mast, lowered	2145	2345	2845
h_2	Free lift	1450	1665	2165
h_4	Height of mast, extended	3650	3850	4850
α/β	Mast tilt forw./backw.	6° / 11°		

Triplex FFL (3,5t) (IMD)				
h_3	Lift height	4470	4670	4970
h_1	Height of mast, lowered	2275	2345	2445
h_2	Free lift	1595	1665	1765
h_4	Height of mast, extended	5150	5350	5650
α/β	Mast tilt forw./backw.	6° / 6°		



www.cesab-forklifts.eu



Your authorised CESAB dealer



Pictures may show optional equipment and accessories not included in the standard execution of the truck.

The data in this specification sheet was determined based on our standard testing conditions. Operating performance may vary depending on the actual specification and condition of the truck as well as the condition of the operating area.

Availability and specifications are determined regionally and are subject to change without notice. Please consult your authorised CESAB dealership for further details.
SPEC_M300H_Stage-V_EN_2021 / Ucan V09 – Copyright CESAB Material Handling Europe.

